




## CAPELLA® MAPLE SCRAPE

A great value in scraped engineered hardwood.

- 5" wide planks showcase the bold, rustic look of Maple
- Partially filled face, full of character – including knots and mineral streaks
- Choice of 5 popular colors
- Janka hardness – 20% harder than imported birch
- Made in the USA

### Maple




Natural

EMCH52L01H 5" x 3/8"  
EMCH54L01H 5" x 1/2"




Brown Umber

EMCH52L02H 5" x 3/8"  
EMCH54L02H 5" x 1/2"



Java

EMCH52L03H 5" x 3/8"  
EMCH54L03H 5" x 1/2"



Mocha

EMCH52L04H 5" x 3/8"  
EMCH54L04H 5" x 1/2"



Glacier

EMCH52L05H 5" x 3/8"  
EMCH54L05H 5" x 1/2"





## Capella® Maple Scrape

### PRODUCT AND WARRANTY INFORMATION

	CAPELLA MAPLE SCRAPE ENGINEERED
SPECIES	Maple
WIDTH	5"
THICKNESS	3/8", 1/2" (nominal) 0.312", 0.425" (actual)
GLOSS	Low Gloss
EDGE DETAIL	Micro-Beveled Edges and Ends
BOARD-TO-BOARD VARIATION	Most
HARDNESS	1450 (Industry Standard Oak-1290)
LIGHT SENSITIVITY	Moderate
INSTALLATION	Glue, Staple, Float Below / On / Above Ground Level
WARRANTY	15-Year Limited Residential

### COORDINATED TRIM AND MOLDING

	ITEM NUMBER	QUARTER ROUND	T-MOLDING	REDUCER	THRESHOLD	STAIR NOSE
NATURAL	EMCH52L01H	T7490	T5290	TR2MA209LH	T9790	TS2MA209LH
	EMCH54L01H			TR4MA209LH		TS4MA209LH
BROWN UMBER	EMCH52L02H	TQ0BR349LH	TM0BR349LH	TR2BR349LH	TH0BR349LH	TS2BR349LH
	EMCH54L02H			TR4BR349LH		TS4BR349LH
JAVA	EMCH52L03H	TQ0BR350LH	TM0BR350LH	TR2BR350LH	TH0BR350LH	TS2BR350LH
	EMCH54L03H			TR4BR350LH		TS4BR350LH
MOCHA	EMCH52L04H	TQ0BR352LH	TM0BR352LH	TR2BR352LH	TH0BR352LH	TS2BR352LH
	EMCH54L04H			TR4BR352LH		TS4BR352LH
GLACIER	EMCH52L05H	TQ0BR353LH	TM0BR353LH	TR2BR353LH	TH0BR353LH	TS2BR353LH
	EMCH54L05H			TR4BR353LH		TS4BR353LH

### THE NATURAL CHARACTER OF CAPELLA® HARDWOOD

Capella® Hardwood is abundant in natural character. In each carton, you can expect high color and character variation – each plank is unique in the type and amount of character featured. The grade of this product, classified as **Rustic**, means the following natural characteristics of wood should be expected: knots, large mineral streaks and high color variation.

For an optimal installation, it is critical to mix planks from multiple cartons.

Pre-planning the layout of the planks across the entire installation also ensures that the natural character is evenly distributed throughout the floor.



**MADE IN THE USA**  
Capella® Maple Scrape hardwood floors  
feature more than 90% domestic content.

